



CLAUD BUTLER CYCLES AND FRAMES SPECIFICATIONS: Angles/dimensions/weights quoted are for frames in the middle of the size range. Smaller or larger frames will vary to provide acceptable overall geometry.

	CADET	SIERRA	MAJESTIC	MAJESTIQUE	DALESMAN	LADYDALE	SUPER DALESMAN	PANACHE	CANYON	TANDEM
Frame tubing	Truvel frame with 531 butted forks	Reynolds 531 main tubes and forks	Reynolds 531 CS butted throughout	Reynolds 531 CS butted throughout	Reynolds 531 ST butted throughout	Reynolds 531 ST butted throughout	Reynolds 531 ST butted throughout	Reynolds 531 butted throughout	Reynolds 531 A.T.B. set	Reynolds 531 throughout
Fork ends	Worthy 5mm rear. Sport front	Semi-forged	Semi-forged	Semi-forged	Forged	Forged	Forged	Forged	Semi-forged	Forged
Braze-ons	Brake cable guides to top tube, gear cable stop	Cable guides to top tube and chain stay, rear carrier bosses.	Cable guides to top tube and chain stay, rear carrier bosses.	Cable guides. Pump pegs. Rear carrier bosses.	Cable guides to top tube, bracket and chainstay, rear carrier bosses and bottle cage bosses.	Cable guides to bridge bracket and chainstay, rear carrier bosses and bottle cage bosses.	Cable guides to top tube, bracket and chainstay. Bosses for two bottle cages, rear carrier and cantilever brakes	All usual cable guides. Bottle cage bosses, special lamp boss	Cable guides, brake bosses and straddle hanger, bosses for bottle cage and carrier	All usual cable guides. Bosses for bottle cages, lamp and carrier bosses.
Frame angles	73° head, 73° seat	72° head, 72° seat	72° head, 72° seat	72° head, 74° seat	72° head, 72° seat	72° head, 74° seat	72° head, 72° seat	73° head, 72° seat	69° head, 69° seat	73° – 73° – 73°
Wheelbase	Rear 17.5". Total 41.25". Fork offset 2.25"	Rear 17.5". Total 42". Fork offset 2.25"	Rear 17.5". Total 42". Fork offset 2.25"	Rear 17.5". Total 42". Fork offset 2.25"	Rear 17.5". Total 41.5". Fork offset 2.25"	Rear 17.5". Total 41.5". Fork offset 2.25"	Rear 17.5". Total 41.5". Fork offset 2.25"	Rear 17.25". Total 40.5". Fork offset 1.875"	Rear 18". Total 43.5". Fork offset 2.5"	Rear 17.75". Total 67". Fork offset 2.25"
Bracket height	10.875"	10.75"	10.75"	10.75"	10.75"	10.75"	10.75"	10.75"	12.125"	10.75"
Headset fitted	Thun	Thun	Thun	Thun	Allez!	Allez!	Allez!	Allez!	Allez!	Allez!
Weight complete	lb: 7 kg: 3.2	lb: 7.125 kg: 3.2	lb: 7.125 kg: 3.2	lb: 7.125 kg: 3.2	lb: 6.875 kg: 3.1	lb: 7.125 kg: 3.2	lb: 6.875 kg: 3.1	lb: 6.375 kg: 2.9	See below	See below

Cycle components										
Hubs	Atom alloy small flange 36 holes	Atom alloy small flange 36 holes	Sanshin large flange alloy quick release 36 holes	Sanshin large flange alloy quick release 36 holes	S.I.W. Small flange alloy quick release 36 holes	S.I.W. Small flange alloy quick release 36 holes	S.I.W. Small flange alloy quick release 36 holes	S.I.W. Small flange alloy quick release 36 holes	S.I.W. SS-MTB Sealed bearings	Suzue sealed bearing alloy 48 holes
Rims	Alesa 116 Alloy 27" H.P.	Alesa 116 Alloy 27" H.P.	Alesa 716 alloy 27" x 1¼"	Alesa 716 alloy 27" x 1¼"	Super Champion Mod. 58 27" H.P.	Super Champion Mod. 58 27" H.P.	Super Champion Mod. 58 27" H.P.	Rigida alloy 700C HP. 22	Rigida 26 x 2.125 A.T.B.	Super Champion Mod 58 27" x 1¼" HP
Tyres	Worthy Green label narrow H.P.	Worthy Green label narrow H.P.	Worthy Green label 27" high pressure	Worthy Green label 27" high pressure	Worthy Gold label 27" high pressure	Worthy Gold label 27" high pressure	Worthy Gold label 27" high pressure	Worthy Blue label 700C high pressure	A.T.B. 26 x 2.125	Worthy Gold label 27" x 1¼" H.P.
Freewheel	5 speed 14-16-18-20-23	5 speed 14-17-20-24-28	5 speed 14-17-20-24-28	5 speed 14-17-20-24-28	5 speed 14-17-20-24-28	5 speed 14-17-20-24-28	Sun Tour 5 speed 14-32	Suntour 14-28 five speed	Suntour 14-28 five speed	13-28 six speed
Chainset	Solida Alloy cotterless 42 x 52	Alloy cotterless 36 x 50	Alloy cotterless 36 x 50	Alloy cotterless 36 x 50	Alloy cotterless 34 x 50	Alloy cotterless 34 x 50	Alloy cotterless 32 x 44 x 50	Alloy cotterless 36 x 52	Allez! triple cotterless 26 x 36 x 46	Alloy cotterless 36 x 50
Chain	114 links blue 3/32"	114 links blue 3/32"	Blue 3/32"	Blue 3/32"	D.I.D. Lanner Blue	D.I.D. Lanner Blue	D.I.D. Lanner Blue	D.I.D. Lanner	D.I.D. Lanner Blue	D.I.D. Lanner
Gears	Simplex 10 speed	Suntour 10 speed	Suntour 10 speed	Suntour 10 speed	Sun Tour 'Cyclone 2' 10 speed	Sun Tour 'Cyclone 2' 10 speed	Sun Tour 'Cyclone' 15 speed	Suntour Cyclone 2 10 speed	Suntour Mount-tech	Suntour Cyclone 12 speed
Pedals	Lyotard 36	Lyotard 460 D alloy	Lyotard 460 D alloy	Lyotard 460 D alloy	M.K.S. Sylvan Alloy	M.K.S. Sylvan Alloy	M.K.S. Sylvan Alloy	S.R. SP 200 Alloy	S.R. MP. 470 — silver	Lyotard 460D Alloy
Brakes	Weinmann 730 with QR levers	Weinmann 999 with QR levers	Weinmann 999 centre pull	Weinmann 999 centre pull	Weinmann 999 centre pull	Weinmann 999 centre pull	Dia-compe Brazed-on cantilever	Weinmann 605	Dia-compe 980/280 cantilever	Dia-compe cantilever B.O. twin control. Arai RX alloy drum brake
Seat pin	Alloy 26.4mm	Alloy 26.4mm	Alloy fluted	Alloy fluted	S.R. Laprade 27.2mm	S.R. Laprade 27.2mm	S.R. Laprade 27.2mm	S.R. Laprade 27.2mm	S.R. MTE 110	S.R. Laprade
Saddle	Grand Prix T.I.	I.S.C.A. 405 Brown 'Suede'	Anatomic	Ladies Anatomic	Brooks B17 STD	Brooks B17 STD	Brooks B17 STD	I.S.C.A. 406 Black	Allez! Anatomic	Allez! Anatomic
Bars and stem	G.B. Avanti in Accord	G.B. Avanti in Accord	G.B. Avanti in Accord	G.B. Avanti in Accord	G.B. Avanti in Biba	G.B. Cont. A4 in 'RTE'	G.B. R.T.E.	Nitto Cromoly A.T.B.	G.B. Avanti in Accord	G.B. Avanti in Accord
Mudguards	Allez! Silvertrim	Allez! Silvertrim	Allez! Silvertrim	Allez! Silvertrim	Allez! Silvertrim	Allez! Silvertrim	Allez! Silvertrim	Esge narrow silver	—	Allez! Silvertrim
Pump	—	—	Allez! Self-fit	A.F.A. 17"	Allez! Self-fit	A.F.A. 17"	Allez! Self-fit	Allez! Self-fit	—	Allez! Self-fit
Carrier	—	—	C.B. Cape Wrath	C.B. Cape Wrath	C.B. Cape Wrath	C.B. Cape Wrath	Allez! Alloy Silvalite	—	—	C.B. Cape Wrath
Toe clips and straps	—	—	—	—	Allez!	Allez!	Allez!	Allez!	—	Allez!
Bottle cage	—	—	—	—	—	—	Mira alloy	—	—	—
Weight complete	lb: 24.5 kg: 11.1	lb: 25.5 kg: 11.6	lb: 27 kg: 12.2	lb: 27 kg: 12.2	lb: 27.5 kg: 12.5	lb: 27.75 kg: 12.6	lb: 27.25 kg: 12.4	lb: 25 kg: 11.3	lb: 29 kg: 13.15	lb: 44 kg: 20
Colours	Orange pearl	Cotswold yellow pearl	Ice blue pearl or Fuscia pearl	Ice blue pearl or Fuscia pearl	Ruby red pearl or Azure blue pearl	Ruby red pearl or Azure red pearl	Mediterranean blue pearl	Steel blue pearl	Forest green pearl	Ice blue pearl or Fuscia pearl
Sizes	21", 23", 25"	21½", 22½", 23½", 24½", 25½"	21½", 22½", 23½", 24½", 25½"	20", 22"	21½", 22½", 23½", 24½", 25½"	20", 22"	21½", 22½", 23½", 24½", 25½"	21", 22", 23", 24", 25"	20", 22"	21½"/20", 22½"/21", 23½"/22"


SPECIAL NOTICE. Components stated are a general guide only. Although cycles are usually supplied as stated we reserve the right to amend without notice. Cycle orders are accepted subject to customer's acceptance of alternatives. Colour and size options may change during the life of this catalogue.

CLAUD BUTLER

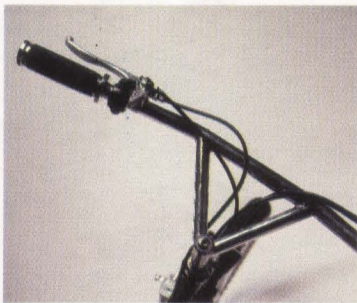


MADE IN ENGLAND

The Holdsworth Co. Ltd.
Oakfield Road,
London SE20 8DE, England
Telephone: 01-659 1811



Holdsworth



Canyon ATB Bar set



Tandem Rear Hub Brake



Allez! Silvalite on Super Dalesman




THE CLAUD BUTLER RANGE

The most famous marque of British lightweight bicycles for over 50 years and today the acknowledged leader in touring cycle design and development.

Combining a wealth of practical design experience, Claud Butler represents the very highest standard in touring cycles.

TANDEM The most famous tandem marque - Claud Butler, the Majestic Two. Excellent specification at a realistic price, built with Reynolds 531, Haden lugs, Cinelli crown and forged ends. Design and geometry unique to Claud Butler. Brazed bosses for carrier, bottle cages and cantilever brakes, and brazed bracket to accommodate superb alloy hub brake, operated by separate lever allowing use as drag brake on hills. The tandem is light having many solo parts. Cross-over drive with S.R. crank sets. Hubs have sealed bearings and both wheels are built with 48 spokes.

LADYDALE A unique cycle for the touring lady. Design as Majestique but Reynolds 531 ST tubing throughout and completed with similar components to the Dalesman. A special bridge with brazed feature ensures direct and free operation of the rear brake. The mixte has an elegant line and the obvious quality of the Ladydale is first choice of the leisure rider and the serious tourist.



DALESMAN Established as a touring bicycle "par excellence". Handcrafted throughout with Reynolds 531 butted tube and particularly designed for touring. Comfortable 72° angles yet stable under heavy pannier loads. C.B. Cape Wrath carrier on brazed bosses, guards and Brooks B17 saddle. Super Champion rims and Worthy Gold Label tyres.



SUPER DALESMAN Based on the Dalesman frame this model has superior components chosen for the serious tourist. Dicompe cantilever brakes are fitted to brazed on bosses. Brazed bosses for two bottle cages. Handlebar and stem are GB r.t.e. with comfortable soft touch sleeves. The carrier is alloy - an Allez Silvalite. All this plus a triple forged chainset providing fifteen wide ratio gears.



PANACHE For the rider with style. Designed with accent on elegance, handcrafted Reynolds butted 531 tubing hand sprayed in blue steel pearl. GB r.t.e bars and stem, 605 brakes, wide ratio gearing with a Sanyo Dynapower concealed behind the chainrings, wire-free built-in light on rear guard and neat headlamp.



CANYON A Claud Butler for exploring new territories, new horizons, an ALL TERRAIN BICYCLE. The Canyon ATB will carry you effortlessly and safely where conventional lightweight could prove difficult. Ride over moorland, mountain tracks, through woodland, bridleways - even the beach. Superb traction through its chunky tyres, but surprisingly light. Frame is handbrazed with Reynolds 531 ATB tube set.



MAJESTIQUE The Lady's Mixte version of the Majestic. These models launched the 'His and Hers' concept of partnered or family riding. The matching components and same choice of finish, 'Fuscia' or 'Ice Blue Pearl' ensure a pleasing combination to own and ride.



MAJESTIC Considered the best value British touring bicycle. The 10 speed gears are ideally suited to everyday riding in town or country. 531 CS butted tubeset, alloy quick release hubs in alloy rims, plastic coated carrier, centre pull brakes, G.B. Avanti bends are star features which sustain the popularity of this outstanding cycle.



SIERRA A touring bicycle with immediate appeal to those who appreciate comfort and high fashion. Built to the high standards one expects from Claud Butler, the Sierra has wide ratio gearing, suede covered padded saddle and G.B. 'soft-touch' bar sleeves. Finish is subdued Cotswold yellow and colour-keyed components.



CADET A fine quality handbuilt 10 speed lightweight cycle in the Claud Butler tradition. The frame is handbrazed and the forks - as in all Clauds have 531 butted blades. Alloy rims and hubs with narrow WORTHY high pressure tyres. Most components are alloy including cotterless chainset. Finished in Orange Pearl, the Cadet has a first class appearance at a competitive price.