

A silhouette of a large, leafy tree stands on the left side of the frame. To the right, a person is riding a bicycle across a field. The background is a warm, orange-hued sunset sky with the sun partially obscured by the tree's branches.

**CLAUD BUTLER**

THE · BIKE · FOR · LIFE

# THE · ULTIMATE · TOURING · BICYCLE

We call it the bike for life – specifically designed for comfortable touring due to its responsiveness. Whether you are the serious tourist with long hours in the saddle in mind or the more leisurely type who just want to have a little exercise and take the fresh air whilst seeing the countryside.

A Claud Butler will handle well due to its excellence of design, its correct geometry and fork rake and the correct attention to component quality control. Combining the very latest high technology and the individual skill of our craftsmen creates a bicycle of outstanding construction and quality.

All Claud Butler frames and forks are made in our West Midlands factory from the finest tubing which is fully mitred to ensure a perfect fit, the frame is brazed by low



controlled temperature method, hand finished and bonderised against rust before being stoved enamelled in one of the most up to date paint plants in the country. The frame is finally given a coat of fine quality lacquer to give the superb quality look synonymous with the name Claud Butler, the most famous marque in British lightweight

bicycles for over 50 years and today the acknowledged leader in touring cycle design and development.

Wherever you see cyclists you will see Claud Butler, a legend in cycles and we are proud to offer the latest range which cater for every need of rider.



# •CORSA•

The Corsa is the start of the solo Claud Butler range and is specifically designed to enable the starting cyclist to have aspirations in adding additional equipment to his machine.

Our design team created the Corsa with the same responsiveness in mind as all other models in the range.

**Sizes:** 21.5" 23.5" 24.5"

**Frame Material Angle:** 507M 73°

**Hubs, Rims, Tyres:** Maillard Atom, 700C x 70HP Steel, 700C x HP25

**Free Wheel:** 14 - 24T 55P

**Chain Wheel:** 42T/52T Alloy/Alloy

**Chain:** Union

**Gears:** Shimano Skylark


**Brakes:** Weinmann 500/730

**Saddle, Seat Pillar:** Isca Targa, Alloy

**Bars, Tape, Stem:** Isca Steel Alloy, White, Alloy

**Pedals:** Rattrap

**Colour:** Flam Red



# •MISTRAL•

This model is for the discerning rider who does not want to compromise on quality of design but wants real value for money in a fully equipped touring machine.

The Mistral is a symbol of our craftsmanship in producing models with a distinctive feel for life and responsiveness.

**Sizes:** 21.5" 23.5" 24.5"

**Frame Material Angle:** 507M 73°

**Hubs, Rims, Tyres:** Maillard Atom, 700C x 1622, 700C x HP32

**Free Wheel:** 14 - 28T 5SP

**Chain Wheel:** 34/50T Alloy/Alloy

**Chain:** Union

**Gears:** Shimano Skylark

**Brakes:** Weinmann 500/730

**Saddle, Seat Pillar:** Isca Anatomic, Alloy


**Bars, Tape, Stem:** Isca Steel Alloy, White, Alloy

**Mud Guards:** Poker Plastic

**Pedals:** Lyotard 36 - 136R

**Carrier Fittings:** Bottle and Cage, Carrier

**Colour:** Royal Blue



# •LADY•MISTRAL•

Another model designed for the lady with a head for fashionable appeal and practical design for town and country riding.

Fully equipped the Lady Mistral will have outstanding popularity whatever the company.

**Sizes:** 19.5" 21.5"

**Frame Material Angle:** 607A 73°

**Hubs, Rims, Tyres:** Maillard Atom, 700C x 1622, 700C x HP32

**Free Wheel:** 14 - 28T 55P

**Chain Wheel:** 36/48T Alloy/Alloy

**Chain:** Union

**Gears:** Shimano Skylark

**Brakes:** Alloy 500/730 + Safetys

**Saddle, Seat Pillar:** Isca Lady Anatomic, Alloy

**Bars, Tape, Stem:** Isca Steel Alloy, White, Alloy

**Mud Guards:** Poker Plastic

**Pedals:** Rattrap

**Carrier Fittings:** Carrier

**Colour:** White Gold



# •ELAN•

A true classic model from Claud Butler for the rider with style. The Elan has all the elegance and yet offers value for money in a well designed model with a good range of high quality components.

**Sizes:** 21.5" 23.5" 24.5"

**Frame Material Angle:** 507M 73°

**Hubs, Rims, Tyres:** Maillard Atom, 700C x 1622 Alloy, 700C x HP25

**Free Wheel:** 14 - 24T 5SP

**Chain Wheel:** 42T/52T Alloy/Alloy

**Chain:** Union

**Gears:** Shimano Skylark

**Brakes:** Weinmann 500/730

**Saddle, Seat Pillar:** Isca Targa, Alloy

**Bars, Tape, Stem:** Isca Steel Alloy, White, Alloy

**Pedals:** Rattrap

**Colour:** Astral Blue



# • SIERRA •

A touring model with immediate appeal to those who appreciate comfort and quality.

The Sierra is an excellent choice of model for those who want a genuine touring bicycle at a modest cost and the facility to take on the most rugged road conditions.

**Sizes:** 21.5", 23.5", 24.5"

**Frame Material Angle:** 501 Main Frame T.S. Ends 73°

**Hubs, Rims, Tyres:** Maillard Atom, 700C x 1622, 700C x HP32

**Free Wheel:** 14 - 28T 5SP

**Chain Wheel:** 42T/52T Alloy/Alloy

**Chain:** Union

**Gears:** Shimano 105 LA

**Brakes:** Weinmann 500/730


**Saddle, Seat Pillar:** Isca 405 Brown Suede, Alloy

**Bars, Tape, Stem:** Isca Steel Alloy, Brown Sponge, Alloy

**Mud Guards:** Poker Plastic

**Pedals:** Lyotard 460D

**Colour:** White Gold



# •CRESTA•

The impressive 10 speed Cresta offers something special from the Reynolds tubing to the Shimano gears the Cresta is designed as a live and responsive model without sacrificing comfort.

Always dependable, always responsive, always ready for the most arduous journey on tour.

**Sizes:** 21.5" 23.5" 24.5"

**Frame Material Angle:** 531 Main Frame Plain Gauge Tube  
T.S. Ends 73°

**Hubs, Rims, Tyres:** Maillard Atom, Alesa 116, Worthy Green  
Label 27" H.P.

**Free Wheel:** 14 – 28T 5SP

**Chain Wheel:** 42T/52T

**Chain:** Union

**Gears:** Shimano 10S L.A.

**Brakes:** Weinmann 500/730

**Saddle, Seat Pillar:** Isca Targa Alloy


**Bars, Tape, Stem:** G.B. Avanti, White Tape, Alloy

**Mud Guards:** Poker Plastic

**Pedals:** Lyotard 460D

**Carrier Fittings:** Pannier Carrier

**Colour:** Flam Red





# • MAJESTIC •

Considered to be one of the best value for money bicycles on the market with full touring specification. The Majestic is equally suited to everyday riding in town and country in comfort and ease.

Sizes: 21.5" 22.5" 23.5" 25.0"

Frame Material Angle: 531 ST. Forge Ends 72°

Hubs, Rims, Tyres: Sanshin Q.R., Alesa 716, Worthy Green Label 27" H.P.

Free Wheel: Regina 14 – 28T 5SP

Chain Wheel: 36/48T Alloy/Alloy

Chain: Sedis Traveller

Gears: Sun Tour ARGT 10SP

Brakes: Weinmann

Saddle, Seat Pillar: Allez Anatomic, Alloy

Bars, Tape, Stem: G.B. Avanti, White Tape, Alloy

Mud Guards: Poker Plastic

Pedals: Lyotard 460D

Carrier Fittings: Cape Wrath

Colour: Ice Blue, Burgundy



# •MAJESTIQUE•

The lady's version of the Majestic but with the highly fashionable mixte frame.

Whether you're riding for recreation or really serious touring the Majestique is smart, sophisticated and fashionable and makes for comfortable riding.

Sizes: 20" 22"

Frame Material Angle: 531 Mixte 72°

Hubs, Rims, Tyres: Sanshin Q.R., Alesa 716, Worthy Green Label 27" H.P.

Free Wheel: Regina 14 - 28T 5SP

Chain Wheel: 36/48T Alloy/Alloy

Chain: Sedis Traveller

Gears: Sun Tour ARGT 10SP

Brakes: Weinmann

Saddle, Seat Pillar: Allez Anatomic, Alloy

Bars, Tape, Stem: G.B. Avanti, White Tape


Mud Guards: Poker Plastic

Pedals: Lyotard 460D

Carrier Fittings: Cape Wrath

Colour: Ice Blue,





## • MAJESTIC • TWO •

The most famous tandem marque and the best selling tandem, Claud Butler, Majestic Two with an excellent specification and offering remarkable value for money.

The rigid design of the frame combined with the extra rigid wheels result in a very live and responsive machine.

**Sizes:** 21.5"/20", 22.5"/21", 23.5"/22"

**Frame Material Angle:** 73°/73°/73° 531 Tandem Frame  
**Hubs, Rims, Tyres:** Suzue 48H. Super Cham G.L. Worthy H.P.

**Free Wheel:** 13.28 Six Speed

**Chain Wheel:** 36/50 S.R. Alloy/Alloy

**Chain:** Sedis Traveller

**Gears:** Sun Tour Cyclone II 12 SP

**Brakes:** Dia Compe Arai RX Drum

**Saddle, Seat Pillar:** Allez Anatomic

**Bars, Tape, Stem:** G.B. Avanti, Black Sponge, Alloy

**Mud Guards:** Poker Plastic

**Pedals, Toe Straps:** Lyotard 460D Clips and Straps

**Carrier Fittings:** Cape Wrath

**Colour:** Gun Metal, Red Graphics



# DALESMAN

A favourite amongst serious tourists the Dalesman has been designed by tourists for comfortable and stable touring even when carrying heavy pannier loads.

Designed to respond to the exacting demands of the serious tourist over all terrain.

Sizes: 21.5" 23.5" 25.0"

Frame Material Angle: 531 73°

Hubs, Rims, Tyres: S.I.W. Q.R., Mod 58" H.P., Worthy Gold Label 27" H.P.

Free Wheel: Regina 14 - 28T 55P

Chain Wheel: 34/50T Alloy/Alloy

Chain: Sedis Traveller

Gears: Sun Tour Cyclone II

Brakes: Weinmann

Saddle, Seat Pillar: Allez Anatomic, Alloy

Bars, Tape, Stem: G. B. Avanti, White, R.T.E.

Mud Guards: Poker Plastic

Pedals: Silvan Alloy

Carrier Fittings: Allez Alloy Silvalite

Colour: Gun Metal,



# ·LADY·DALE·

A combination of the most respected names of the componentry world – Reynolds, Sun Tour, Weinmann, Allez.

Fashionable and sparkling finish make the Ladydale stand out from the crowd and adheres to the same high standards of quality and performance.

Sizes: 20,"

Frame Material Angle: 531 Mixte 72°

Hubs, Rims, Tyres: S.I.W. Q.R., Mod 58" H.P., Worthy Gold Label 27" H.P.

Free Wheel: Regina 14 – 28T 5SP

Chain Wheel: 34/50T Alloy/Alloy

Chain: Sedis Traveller

Gears: Sun Tour Cyclone II

Brakes: Weinmann

Saddle, Seat Pillar: Allez Anatomic, Alloy

Bars, Tape, Stem: G.B. Avanti, White, Alloy

Mud Guards: Poker Plastic

Pedals: Silvan Alloy

Carrier Fittings: Allez Alloy Silvalite

Colour: Flam Dark Blue



# • SUPER • DALESMAN •

Based on the Dalesman but with the best in top quality touring components this model is the ultimate in touring machines.

From the Brookes leather saddle to the Dia Compe cantilever brakes you're set for safe, comfortable and trouble free touring.

The Super Dalesman will provide you with an incredible performance on any road.

**Sizes:** 21.5" 23.5" 25.0"

**Frame Material Angle:** 531 73° + Brazed on Rack + Cant. Bosses

**Hubs, Rims, Tyres:** S.I.W. Q.R., Mod 58" H.P., Worthy Gold Label 27" H.P.

**Free Wheel:** Sun Tour 14 - 32 5SP

**Chain Wheel:** 32 x 44 x 50T Allez

**Chain:** Sedis Traveller

**Gears:** Sun Tour Cyclone II 15SP

**Brakes:** Dia compe Cantilever

**Saddle, Seat Pillar:** Brookes Leather, Alloy

**Bars, Tape, Stem:** G.B. Avanti, Sponge, Alloy

**Mud Guards:** Poker Plastic

**Pedals:** Silvan Alloy

**Carrier Fittings:** Allez Alloy Silvalite

**Colour:** Black Gold Duotone



# •CANYON•

With top of the line componentry and 15 speed Sun Tour gears the Canyon has been specifically designed for all terrain riding with maximum braking power – the Canyon simply bustles with features and must be seen to fully appreciate the sheer quality and design technology.

Sizes: 20," 22"

Frame Material Angle: 531 ATB 69°/69°

Hubs, Rims, Tyres: S.I.W., 26" x 2.125" Alloy, 26" x 2.125"

Free Wheel: Sun Tour 14 – 28T 5SP

Chain Wheel: Allez A.T.B. 26.36.46

Chain: Sedis Traveller

Gears: Sun Tour Mountech

Brakes: Dia Compe Cantilever

Saddle, Seat Pillar: Allez Anatomic Alloy

Bars, Tape, Stem: Nitto Cromolloy A.T.B.

Pedals: S.R. M.P. 470 Silver

Colour: Royal Blue



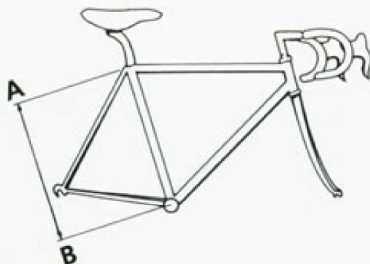


## HOW TO CHOOSE THE RIGHT SIZE OF BICYCLE

First measure your inside leg from the very top of the crotch right down to the ground when you're in stocking feet.

On a man's bicycle, there should be at least 1" of clearance between the top of the crotch and the top tube.

On a lady's cycle, there should be a similar clearance between the top of the crotch and the seat lug.



This Chart is intended only as a rough guide - consult your dealer for expert advice.

The frame size is measured from the top of the seat lug to the centre of the bottom bracket axle (A-B see illustration).

Frame Size	Inside Leg
19.0	29.0
20.0	30.0
21.0	31.0
22.0	32.0
23.0	33.0
23.5	34.0
24.5	35.0
25.0	36.0
25.5	37.0
26.0	38.0

## CLAUD BUTLER GUARANTEE

The Holdsworth Co. Ltd. will replace parts for your cycle free of charge if proof of a manufacturing fault can be established by the original purchaser.

**PARTS** - We will supply to your Holdsworth appointed dealer new parts in exchange for faulty parts, except for tyres and tubes, for one year after original purchase.

**FRAMESETS** - We will supply to your dealer a new fork or frameset in exchange for a defective fork or frameset during the life of the cycle.

A receipt or other proof of original consumer purchase is necessary for this warranty to be honoured.

This Guarantee covers normal consumer use and excludes problems which may arise from alteration, abuse, neglect, misuse, accident, incorrect assembly, maintenance or commercial use.

If you have a problem, contact your nearest appointed dealer.

This guarantee does not seek to diminish any consumer statutory rights.

AUTHORISED DEALER

The Holdsworth Co. Ltd.,  
Alma Works, Darlaston Road, Darlaston,  
West Midlands WS10 7TR.



Members of The Bicycle Association of Great Britain.

From time to time the colours and specifications of bicycles may change as a result of our continuous desire to improve our products even further. The details specified in this catalogue should therefore be checked with your dealer before purchase.

All models shown in this brochure conform to BS 6102 (part 1).